

MARY

The
Blessed
Mother

Mini Unit for Primary Grades

Close Read

Mobile

Triorama 3-D

Flip Book

Cylinder Character Craft.

Writing Prompts

Feast Day Book

Vocabulary

Word Search



Mary, The Blessed Mother Mini Unit



Thank you for your purchase! Please follow me so you can get information on: new releases, sales , and fun!

Instagram: @PrimaryWorld,

Store: www.teacherspayteachers.com/Store/Primary-World

Close Read -- Students read "Mary, The Blessed Mother" Super opportunity to practice fluency and reading for information, After reading, follow directions about what to underline, supply 2 words to describe Mary, color Mary

Triorama-3D- Students create a Mary Themed tri-orama. This 3-D open pyramid includes a character of Mary standing in the middle between the words "Blessed Mother" Other panels include the Hail Mary prayer and a May Altar

Writing Prompts– 3 different prompts. Each page has room for a picture, ;full lined paper to copy back to back l

Mary Staggered Flip Book Includes pages "About Mary", "Hail Mary Prayer", "Other Names for Mary", "Feast Days for Mary", "I Am Like Mary" Cut the perimeter of each page, stack the pages and staple across the top.

Mini Book – *Mary Our Blessed Mother* mini book depicts important events in Mary's life including: Gabriell's message from God, journey to Bethlehem, no room at the inn, birth of Jesus, escape to Egypt, Jesus in the Temple, Visiting Elizabeth, and crucifixion and death of Jesus. Includes pictures to color

Mary 3-D Characters Your students will love to color and display Mary on their desks or at home. These characters are perfect during a mini-unit on Mary, May crowning , or learning about a Holy Day of Obligation. (3 styles)

Vocabulary Cards/Definitions- Includes words important when learning about the Blessed Mother. Words included are: Mary, Jesus, Joseph, Elizabeth, Annunciation, Assumption, Day of Obligation, and May Crowning

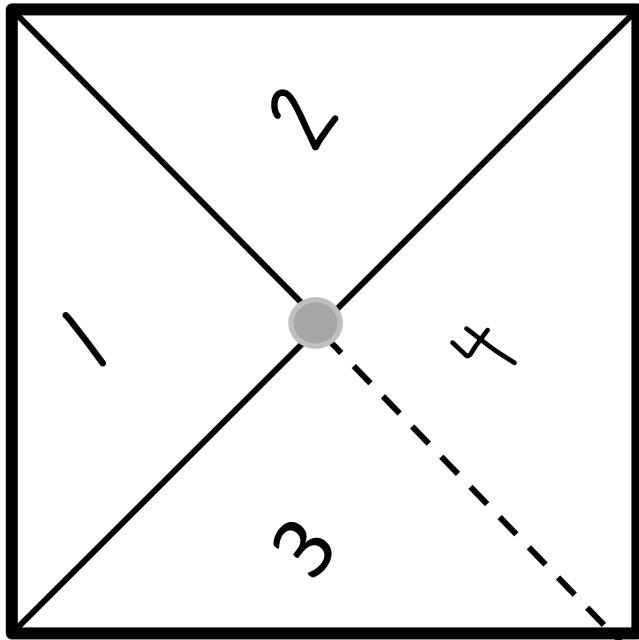
Mobile Have students draw pictures that illustrate the events in Mary's life. After completing their drawings, students will cut along bolded black lines to separate the paper into four pieces. Punch a hole in the top of each of the 4 squares. Tie a yarn or string (to your preferred length) through each hole and attach the strings to the hanger. It looks nice to stagger the lengths. I like to copy this on white card stock but not necessary

Hail Mary Word Search Read the Hail Mary Prayer / Then, find each of the bolded words in the prayer on the grid. Be sure to circle the word when you find it- Words can be straight up and down, side to side or diagonal

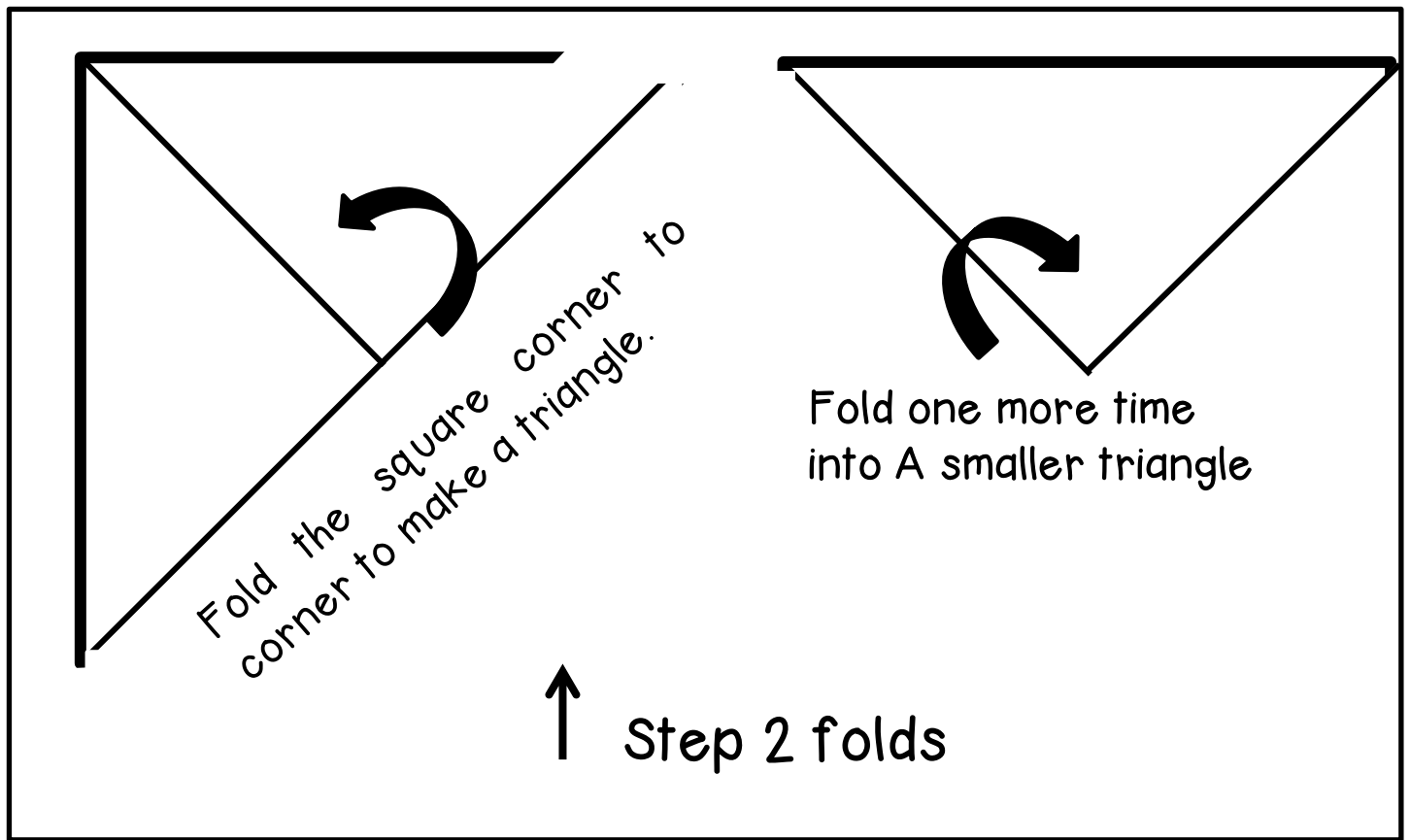
Got Graphics?



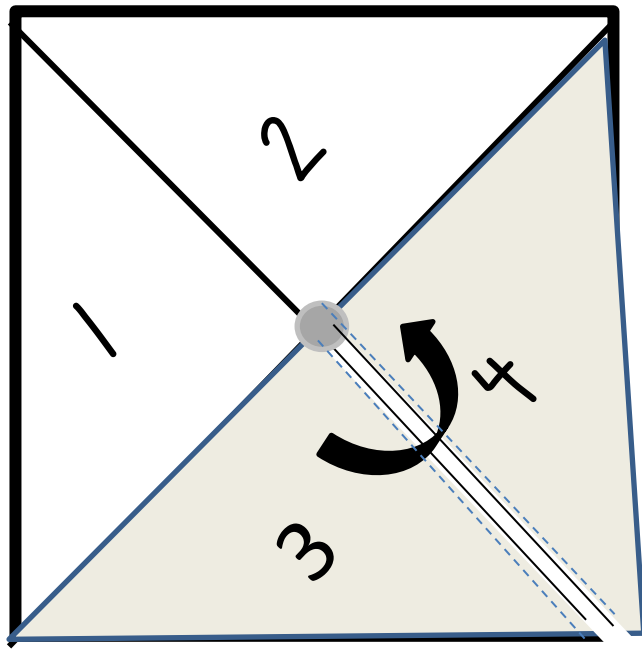
Terms of Use All content in this product is the copyrighted property of Primary World. You are granted permission to use this product for your personal and non-commercial use. You may not share , sell, trade, or redistribute this product in any way. If you have any questions regarding terms of use please contact primaryworld123@gmail.com



↑ Step 1 Cut
Cut the square

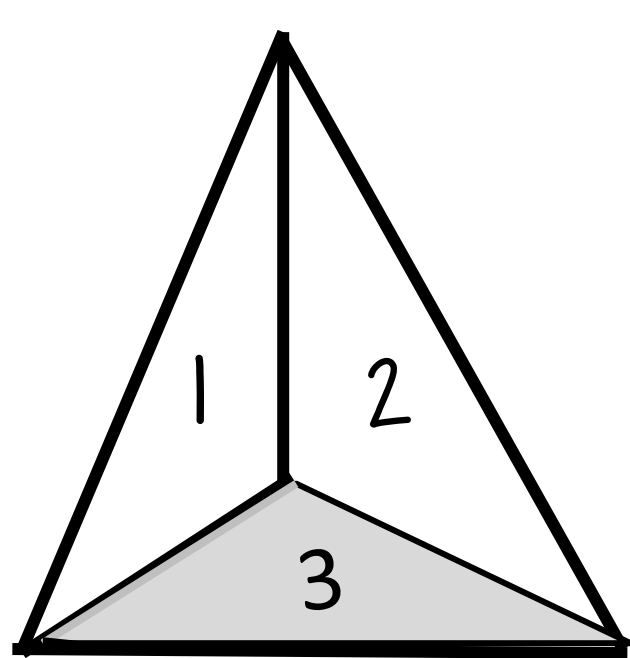


↑ Step 2 folds



Step 3
←

- Open the square
- Cut on the dotted Line To the circle (center of the square)
- Overlap Parts 3 and 4 Put glue on 4 to secure 3 in place


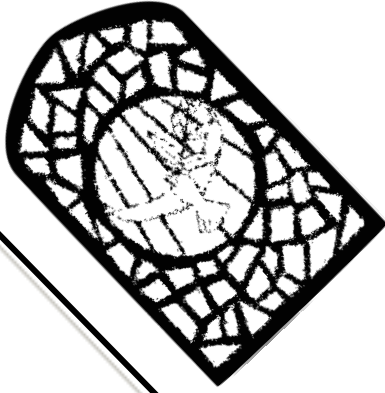


Step 4
←

- Stand your triorama It will be an open pyramid
- The walls and floor can be decorated or labeled – ,do this before the overlap step



Hail Mary,
full of grace
The Lord is
with you.




Blessed are
you among
women
and blessed is
the fruit of your
womb, Jesus.

Holy Mary, God,
mother of sinners,
pray for us sinners,
Now and at the
hour of our death


AMEN



Blessed Mother




1. Color
2. Cut large square
3. Cut on dotted line
4. Overlap and secure bottom flaps
5. Cut the Mother Mary (above)
6. Fold on bolded line
7. Place glue on bottom of tab
8. Glue Mary in center of words Blessed Mary




1. Color
2. Cut on bolded lines
3. Put glue on tab
4. Fold to back and overlap edges (glued side under opposite side)
5. Decorate your table or desk!

Glue Here Glue Here Glue Here Glue Here



1. Color
2. Cut on bolded lines
3. Put glue on tab
4. Fold to back and overlap edges (glued side under opposite side)
5. Decorate your table or desk!


Glue Here Glue Here Glue Here Glue Here





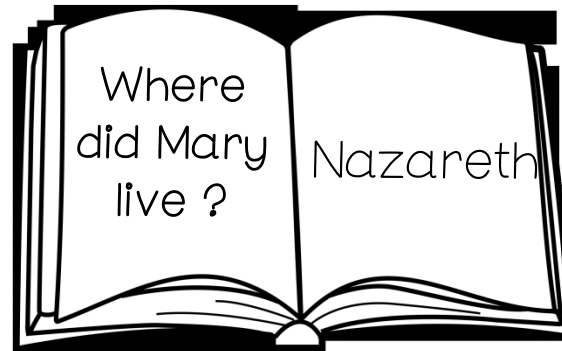



1. Color
2. Cut on bolded lines
3. Put glue on tab
4. Fold to back and overlap edges (glued side under opposite side)
5. Decorate your table or desk!

Glue Here Glue Here Glue Here Glue Here

DIRECTIONS: Cut out around the perimeter of each page.
Staple along the top.





About Mary




Hail Mary, full of grace
The Lord is with you
Blessed are you among woman
Blessed is the fruit of your womb, Jesus
Holy Mary, mother of God,
pray for us sinners,
Now and at the hour of our death



Amen

Prayer


Mary, Holy Mother of God  Queen of Angels

 Our Lady Star  OF the Sea

Queen of Heaven

Blessed Mother 

MADONNA

Our Lady of Grace 

Names

+ FEAST DAYS +

September, 8

Nativity of Mary

Mary's earthly birthday

December, 8

Immaculate Conception

- Holyday of obligation

This day reminds us that Mary was pure and free from original sin

January, 1

Solemnity of Mary

- Holyday of obligation

Celebrates Mary's motherhood of Jesus

March, 25

Annunciation

The Angel Gabriel appeared to Mary to tell her she will be the mother of Jesus

May, 31

Visitation of the Blessed Virgin Mary

This day reminds us of Mary visiting Elizabeth mother of John the Baptist

August, 15

Assumption of Mary

- Holyday of obligation

We celebrate that Mary's body and soul was taken to Heaven

Feast Days



Give examples of how you can act like Mary
in school, at home, and in your community



school

home

community

I Am Like
Mary

Mary

Mother of Jesus
wife of Joseph

Jesus

Son of God,
our Savior

Joseph

Husband of Mary,
Jesus's father on Earth

Elizabeth

Cousin of Mary, Mother
of John the Baptist

Annunciation

Mary is told she
will be the mother
of Jesus

Assumption

The body of Mary
being taken to
Heaven

Day of
Obligation

A day Catholics
are required to
attend Mass

May
Crowning

Honors Mary
as Queen
of heaven & earth

Hail Mary Word Search

Name _____

H	F	S	F	G	R	M	Y	B	X	B
O	A	M	A	R	Y	X	U	L	P	L
L	G	I	K	A	U	C	A	E	W	E
Y	C	H	L	C	A	I	R	S	G	D
M	O	T	H	E	R	V	T	S	S	E
S	U	I	A	K	H	Y	D	E	I	A
Q	J	H	Q	I	L	O	R	D	N	T
A	F	G	K	J	S	U	J	E	N	H
M	W	O	M	E	N	K	Q	S	E	A
E	T	D	D	S	T	H	O	U	R	W
N	O	W	C	U	D	S	E	U	S	N
P	S	I	P	S	Z	K	P	R	A	Y

Hail Mary
Full of **Grace**

The **Lord** is
with you

Blessed are you
Among **Women**

Blessed is the fruit
of your womb, **Jesus**

Holy Mary, Mother
of **God**,
pray for us sinners,

Now and at the **hour**
of our **death**

Amen

Directions Read the prayer "Hail Mary"

Circle the bolded words when you find them on the grid

Answer Key

H			F	G				B		
O		M	A	R	Y			L		
L				A	U			E		
Y				C		I		S		D
M	O	T	H	E	R		T	S	S	E
						Y		E	I	A
					L	O	R	D	N	T
A		G		J		U			N	H
M	W	O	M	E	N				E	
E		D		S		H	O	U	R	
N	O	W		U				U	S	
				S			P	R	A	Y

Hail Mary
Full of **Grace**

The **Lord** is
with you

Blessed are **you**
Among **Women**

Blessed is the
fruit of your
womb, **Jesus**

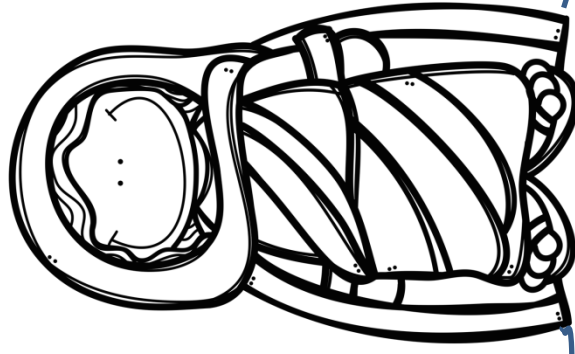

Holy Mary,
mother of **God**,
pray for **us**
sinners,
Now and at the
hour of our
death

Amen

Our Blessed

Mother

Mary

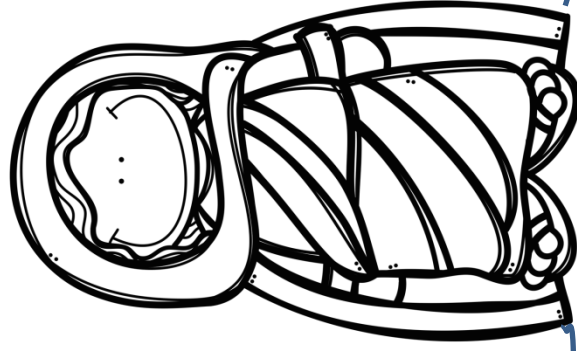



Name _____


Our Blessed

Mother


Mary




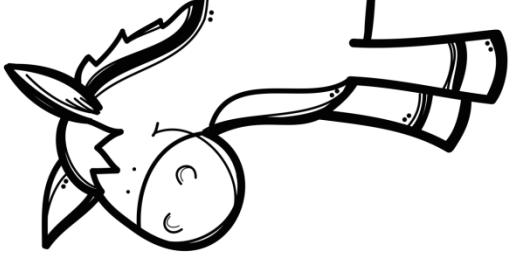

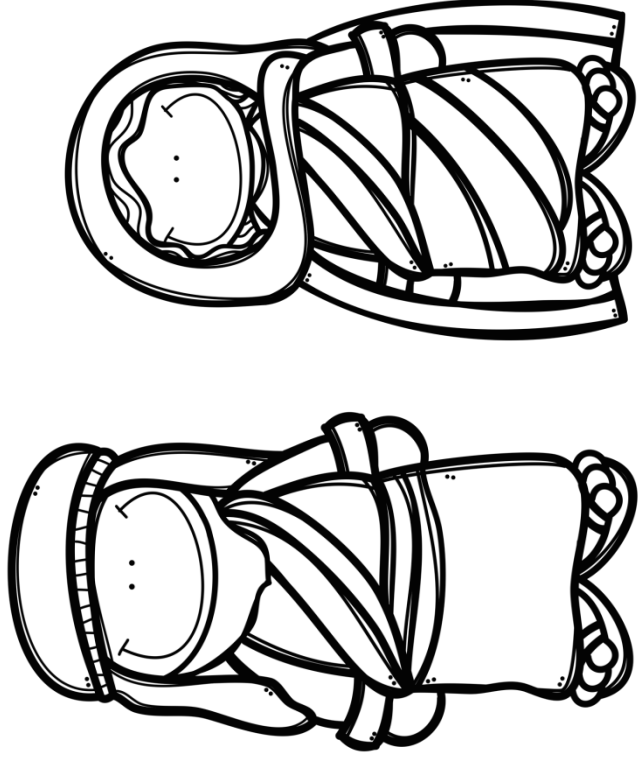
Name _____




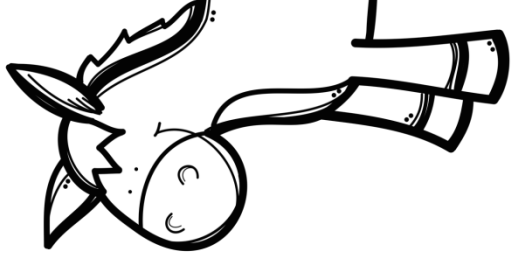
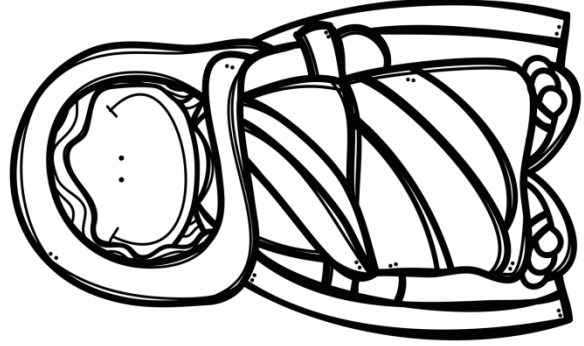
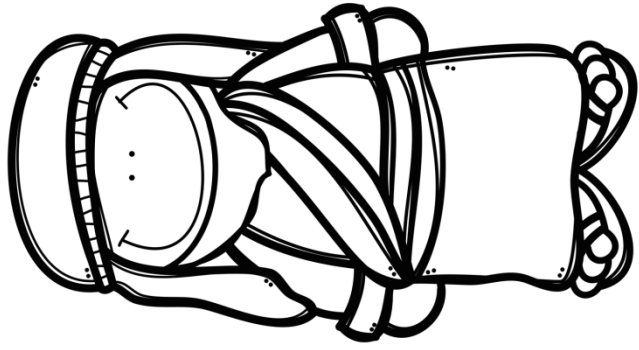
God sent a messenger, Gabriel the angel, to announce to her that she would be the mother of Jesus, the son of God. Mary happily accepted God's plan.




God sent a messenger, Gabriel the angel, to announce to her that she would be the mother of Jesus, the son of God. Mary happily accepted God's plan.



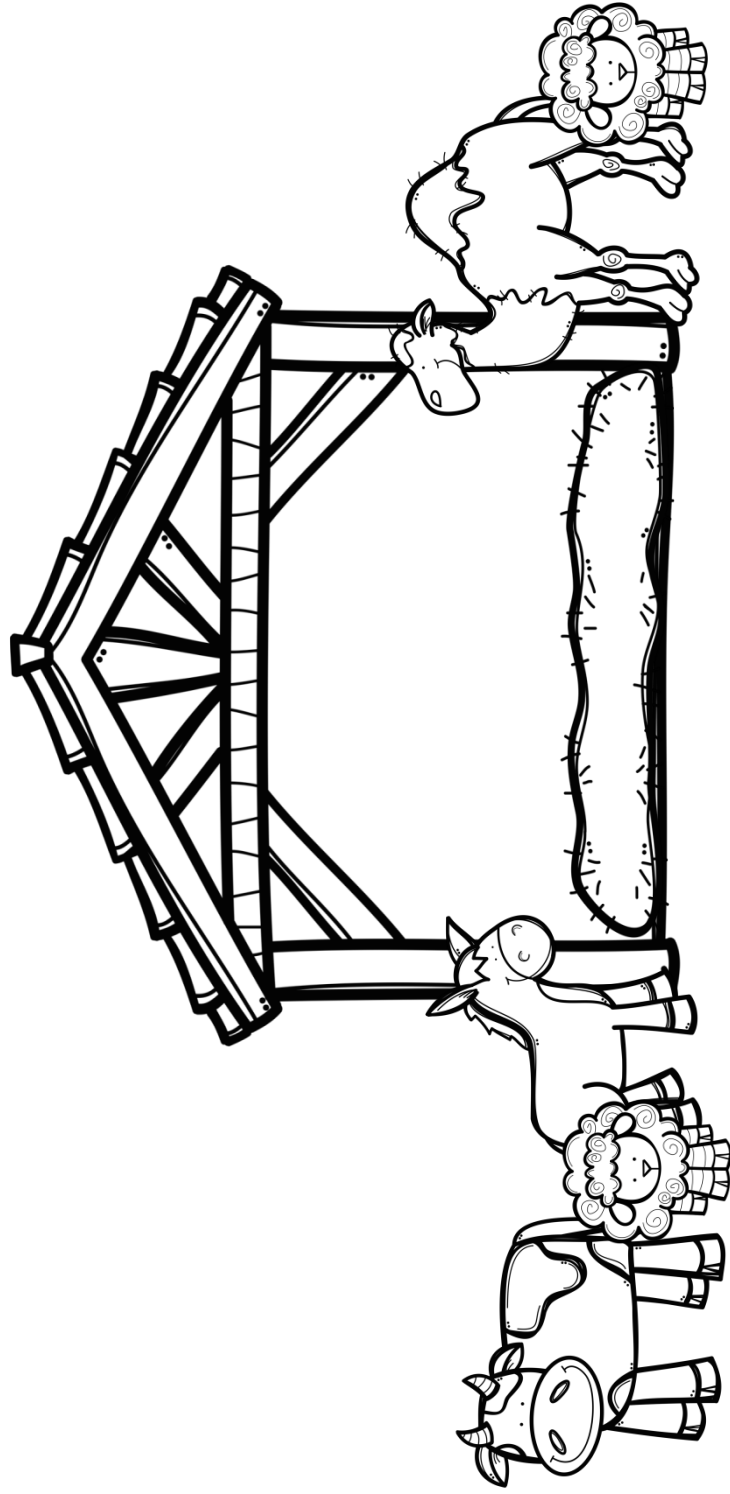
Mary and Joseph traveled to Bethlehem to register their names in a census. A census is a count of all the people. It was a difficult journey because Mary was at the end of her pregnancy.




Mary and Joseph traveled to Bethlehem to register their names in a census. A census is a count of all the people. It was a difficult journey because Mary was at the end of her pregnancy.




Bethlehem was crowded with people registering for the census. Mary and Joseph knocked on the doors of the inns, they had nowhere to stay. Finally, an innkeeper let them stay in his stable



Bethlehem was crowded with people registering for the census. Mary and Joseph knocked on the doors of the inns, they had nowhere to stay. Finally, an innkeeper let them stay in his stable



Jesus was born in the stable. His parents wrapped him in swaddling clothes. Mary placed Jesus in a manger to sleep.



Jesus was born in the stable. His parents wrapped him in swaddling clothes. Mary placed Jesus in a manger to sleep.

What

Is

Pentecost



Mary and the disciples received the Holy Spirit for the first time.

A rush of wind came from heaven, a flame was above their heads and they could speak different languages. This gave them strength to spread the word of Jesus to people from all over the world.

© PrimaryWorld2017

What

Is



Pentecost



Mary and the disciples received the Holy Spirit for the first time.



A rush of wind came from heaven, a flame was above their heads and they could speak different languages. This gave them strength to spread the word of Jesus to people from all over the world.

© PrimaryWorld2017



When Jesus was born, there was a jealous King named Herod. He was jealous others would worship Jesus. An angel told Joseph to flee to Egypt with Mary and Jesus. Jesus was safe with his family.

©PrimaryWorld2017



When Jesus was born, there was a jealous King named Herod. He was jealous others would worship Jesus. An angel told Joseph to flee to Egypt with Mary and Jesus. Jesus was safe with his family.

©PrimaryWorld2017



Mary was scared when she realized Jesus was missing in Jerusalem. He was found in the temple with teachers asking questions and listening to answers. Jesus wasn't scared because he was in his father's house.

©PrimaryWorld2017



Mary was scared when she realized Jesus was missing in Jerusalem. He was found in the temple with teachers asking questions and listening to answers. Jesus wasn't scared because he was in his father's house.

©PrimaryWorld2017



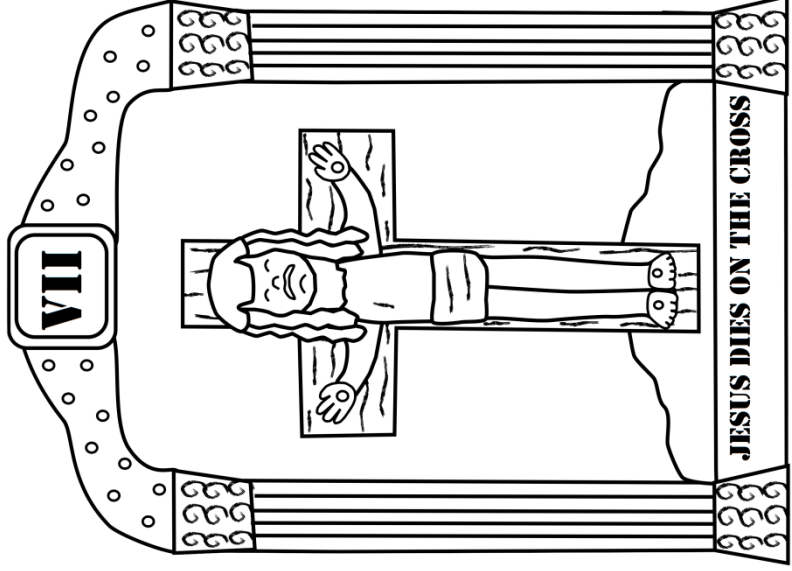
An angel told Mary her cousin Elizabeth was going to have a baby.
Mary went on a long difficult journey to see Elizabeth.
Elizabeth's baby grew up to be John the Baptist.

©PrimaryWorld2017

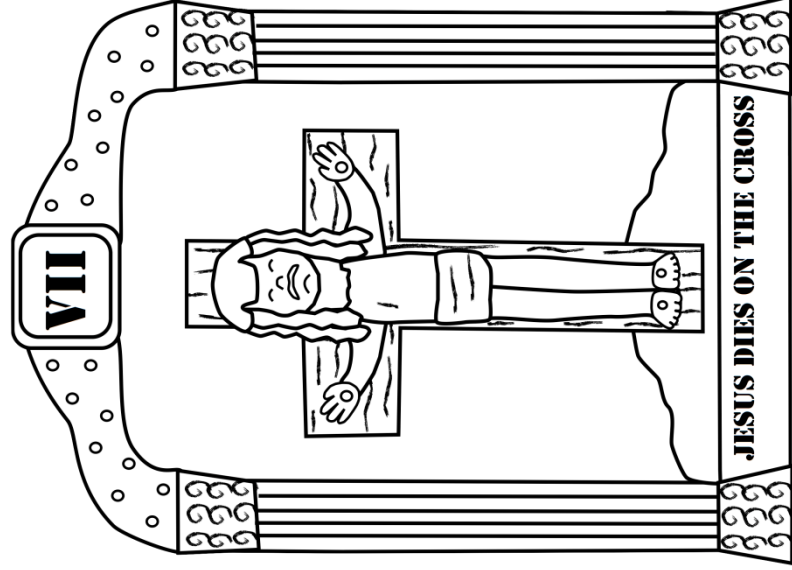


An angel told Mary her cousin Elizabeth was going to have a baby.
Mary went on a long difficult journey to see Elizabeth.
Elizabeth's baby grew up to be John the Baptist.

©PrimaryWorld2017




Mary was at the foot of the cross when Jesus was crucified and died.



Mary was at the foot of the cross when Jesus was crucified and died.




When Mary's life on earth was complete, she was taken, body and soul into heaven. Mary rising to Heaven is called The Assumption.



When Mary's life on earth was complete, she was taken, body and soul into heaven. Mary rising to Heaven is called The Assumption.

Writing Prompts



Name _____

Mary, The Blessed Mother

Mary said yes to God's plan. She would be the mother of Jesus and Joseph would be her husband.


Jesus, Mary and Joseph loved each other very much. They are called the Holy family. Mary took care of Jesus and encouraged him to help others.


When Jesus went to heaven to be with God, Mary stayed on Earth. Mary continued to spread the word of Jesus. The disciples and Mary taught people about the Kingdom of God in Heaven.

Mary is now in Heaven with Jesus. She takes care of us all. Mary wants us to all be in heaven together, she asks Jesus to give us blessings. Mary is the Mother of the Catholic Church and will always love us.

The month of May honors Mary. Many people create May altars, pray the rosary, sing songs and say the Hail Mary. The Catholic Church also has feast days in honor of Mary. We can honor Mary by imitating her and accepting God's plan.



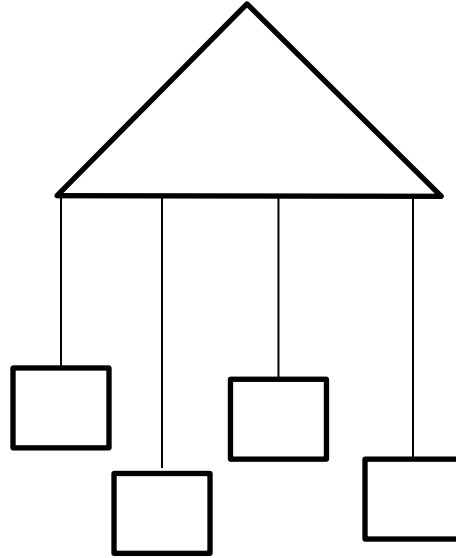
Underline the Members of the Holy Family 

Underline the month that Honors Mary 

2 Words to Describe
Mary

1. _____
2. _____

Mobile




I like to copy this on white card stock but not necessary

I have included 2 sets of squares if you would like your mobile two sided.
If you wish, copy them back to back or students can glue the second set of squares on back of 1st set.

1. Draw pictures that illustrate each section of the mobile.
2. Cut along the dotted black lines to separate the paper into four pieces.
3. Punch a hole in the top of each of the 4 squares (punch on circle).
4. Tie a yarn or string (to your preferred length) through each hole and attach the strings to the hanger. It looks nice to stagger the lengths.

M
A
R
Y

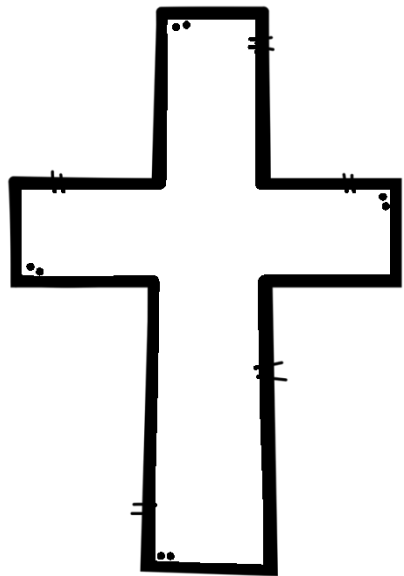





The
Blessed
Mother



The Holy Family is Mary, Joseph and Jesus

I can pray to Mary. I say the Hail Mary.

Mary is the mother of the Catholic Church.



Hail Mary full of grace
The Lord is with you

Blessed are you among
women, and blessed is
the fruit of your womb,
Jesus.

Holy Mary, mother of
God, pray for us sinners,
Now and at the hour of our
death. **AMEN**

**BLESSED
MOTHER**

